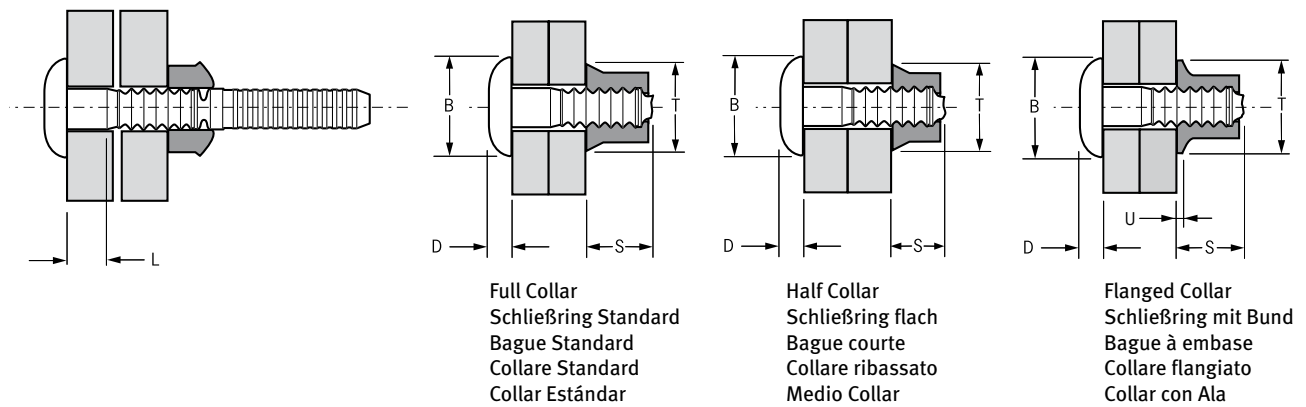




English	Français	Deutsch	Italiano	Español
Truss head	Tête large	Flachrundkopf groß	Testa larga	Cabeza alomada de perfil bajo
Pin: Carbon boron steel* Zinc plated, thickness 8 µm Clear trivalent passivated	Tige: Acier* Revêtement zingué, épaisseur 8 µm Passivation claire trivalente	Bolzen: Stahl* Verzinkt, 8 µm Klar chromatiert, Cr6-frei	Bullone: Acciaio a carbonio* Zincatura spessore 8 µm Passivazione chiara trivalente	Vástago: Acero al carbono* Zincado, 8 micras Pasivado claro trivalente
Collar: Low carbon steel** Zinc plated, thickness 8 µm Clear trivalent passivated	Bague: Acier bas carbone** Revêtement zingué, épaisseur 8 µm Passivation claire trivalente	Schließring: Stahl** Verzinkt, 8 µm Klar chromatiert, Cr6-frei	Collare: Acciaio a basso tenore di carbonio** Zincatura spessore 8 µm Passivazione chiara trivalente	Collar: Acero bajo en carbono** Zincado, 8 micras Pasivado claro trivalente

*: SAE 10B21 EN 10263-4 23MnB4 **: SAE 1008 EN 10263-2 C8C



ø	w. Full Collar ²⁾		L	B	D	Part No/ref	Part No/ref		Part No/ref				
	min.	max.					Full Collar		Half Collar ²⁾		Flanged Collar ³⁾		
nom.			nom.	max.	nom.	Pin ¹⁾	S max.	T max.	S max.	T max.	S max.	T max.	U ³⁾ nom.
3/16" (4.8 mm)	.062	.187	.196	.062	.470	.085	02624-70602	02662-70600	02682-70600	.310 .315	.402	.390	.030
	.125	.250		.125			02624-70603						
	.187	.312		.187			02624-70604						
	.250	.375		.250			02624-70605						
	.312	.437		.312			02624-70606						
	.375	.500		.375			02624-70607						
	.437	.562		.437			02624-70608						
	.500	.625		.500			02624-70609						
	.562	.687		.562			02624-70610						
	.625	.750		.625			02624-70611						
	.687	.812		.687			02624-70612						
	.750	.875		.750			02624-70613						
	.812	.937		.812			02624-70614						
	.875	1.000		.875			02624-70615						

all dimensions in inches / en pouces / alle Maße in Zoll / in pollici / en pulgadas
 1), 2), 3) see last page / voir page 3 / siehe letzte Seite / vedi pagina 3 / ver Pág. 3

Avdelok® 2624

ø	w. Full Collar ²⁾		L	B	D	Part No/ref Pin ¹⁾	Part No/ref Full Collar		Part No/ref Half Collar ²⁾		Part No/ref Flanged Collar ³⁾		
	nom.	min.					max.	nom.	max.	nom.	S max.	T max.	S max.
3/16" (4.8 mm)	.937	1.062	.196	.937	.470	.085	02624-70616	02662-70600 .370 .315	02682-70600 .310 .315	02615-70600 .402 .390 .030			
	1.000	1.125		1.000			02624-70617						
	1.062	1.187		1.062			02624-70618						
	1.125	1.250		1.125			02624-70619						
	1.187	1.312		1.187			02624-70620						
1/4" (6.4 mm)	.062	.187	.261	.062	.595	.110	02624-70802	02662-70800 .480 .417	02682-70800 .420 .417	02615-70800 .520 .515 .037			
	.125	.250		.125			02624-70803						
	.187	.312		.187			02624-70804						
	.250	.375		.250			02624-70805						
	.312	.437		.312			02624-70806						
	.375	.500		.375			02624-70807						
	.437	.562		.437			02624-70808						
	.500	.625		.500			02624-70809						
	.562	.687		.562			02624-70810						
	.625	.750		.625			02624-70811						
	.687	.812		.687			02624-70812						
	.750	.875		.750			02624-70813						
	.812	.937		.812			02624-70814						
	.875	1.000		.875			02624-70815						
	.937	1.062		.937			02624-70816						
1.062	1.187	1.062	02624-70818										
1.187	1.312	1.187	02624-70820										
5/16" (8.0 mm)	.125	.375	.323	.125	.782	.140	02624-71004	02662-71000 .610 .524	02682-71000 .490 .524	02615-71000 .662 .640 .048			
	.250	.500		.250			02624-71006						
	.375	.625		.375			02624-71008						
	.500	.750		.500			02624-71010						
	.625	.875		.625			02624-71012						
	.750	1.000		.750			02624-71014						
	.875	1.125		.875			02624-71016						
	1.000	1.250		1.000			02624-71018						
	1.125	1.375		1.125			02624-71020						
	1.250	1.500		1.250			02624-71022						
	1.375	1.625		1.375			02624-71024						
	1.500	1.750		1.500			02624-71026						
	1.625	1.875		1.625			02624-71028						
1.750	2.000	1.750	02624-71030										
1.875	2.125	1.875	02624-71032										

all dimensions in inches / en pouces / alle Maße in Zoll / in pollici / en pulgadas
1), 2), 3) see last page / voir page 3 / siehe letzte Seite / vedi pagina 3 / ver Pág. 3



An Acument™ Global Technologies Company

www.avdel-global.com

© 2007 Acument Intellectual Properties, LLC

Avdelok® is a trademark of Avdel UK Limited

10.2007, page 2/3

Data shown is subject to change without prior notice as a result of continuous product development and improvement policy.
Your local Avdel representative is at your disposal should you need to confirm latest information.

Avdelok® 2624

ø	w. Full Collar ²⁾		L	B	D	Part No/ref	Part No/ref		Part No/ref				
	min.	max.					Full Collar	Half Collar ²⁾	Flanged Collar ³⁾				
nom.			nom.	max.	nom.	Pin ¹⁾	S max.	T max.	S max.	T max.	S max.	T max.	U ³⁾ nom.
3/8" (9.6 mm)	.125	.375	.386	.125	.923	.160	02624-71204	02662-71200	02682-71200	02615-71200	.788	.786	.056
	.250	.500		.250			02624-71206						
	.375	.625		.375			02624-71208						
	.500	.750		.500			02624-71210						
	.625	.875		.625			02624-71212						
	.750	1.000		.750			02624-71214						
	.875	1.125		.875			02624-71216						
	1.000	1.250		1.000			02624-71218						
	1.125	1.375		1.125			02624-71220						
	1.250	1.500		1.250			02624-71222						
	1.375	1.625		1.375			02624-71224						
	1.500	1.750		1.500			02624-71226						
	1.625	1.875		1.625			02624-71228						
	1.750	2.000		1.750			02624-71230						
	1.875	2.125		1.875			02624-71232						

all dimensions in inches / en pouces / alle Maße in Zoll / in pollici / en pulgadas

1) Different grip range pins with different numbers of grooves are available

Tiges avec autres plages de serrage et different nombre de cannelures sont disponible.

Bolzen mit anderem Klemmbereich und anderer Anzahl von Rillen sind verfügbar

Sono disponibili bulloni con spessori serrabili differenti con diverso numero di scanalature

Disponibles pernos con diferente número de anillos segun el espesor a remachar

2) Half collars increase the grip range to that of the next longest pin. Maximum grip increases by .062" for 3/16" and 1/4" fasteners and .125" for 5/16" and 3/8" fasteners.

Avec une bague courte, la plage de serrage maximale est équivalente à celle de l'Avdelok de longueur immédiatement supérieure. La plage de serrage augmente de .062" pour tiges de 3/16" et 1/4", et de .125" pour tiges de 5/16" et 3/8".

Die Verwendung von flachen Schließringen erhöht den Klemmbereich auf den des nächstlängeren Bolzens. Der maximale Klemmbereich erhöht sich um .062" für 3/16" und 1/4" Bolzen und .125" für 5/16" und 3/8" Bolzen.

Utilizzando i collari ribassati lo spessore serrabile aumenta, ed è uguale a quello massimo del bullone di misura superiore. Il massimo spessore serrabile aumenta di .062" per i bulloni da 3/16" e 1/4" e di .125" per i bulloni da 5/16" e 3/8".

El empleo de medio collar incrementa el máx. espesor a remachar al de la siguiente toma. El máximo espesor a remachar por uso de medio collar es de .062" para diámetros de 3/16" y 1/4" y de .125" para diámetros de 5/16" y 3/8".

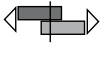

3) Flanged collars are used in applications where the hole on the collar side of the application is oversize or is slotted for alignment purposes. To determine what length of pin is required, add dimension U to the thickness of material being fastened.

Avec une bague à embase, la plage de serrage est diminuée de la valeur de la cote U.

Schließringe mit Bund werden in Anwendungen benötigt, wo das Bohrloch auf der Schließringseite übergroß oder länglich ist. Um den richtigen Bolzen zu bestimmen, addieren Sie das Maß U zu der zu verbindenden Materialstärke hinzu.

Utilizzando i collari flangiati la dimensione „U“ deve essere aggiunta allo spessore da serrare per determinare il tipo di bullone adatto.

Utilizar collar con ala cuando en la aplicación el taladro está sobredimensionado o es ranurado. Para calcular la referencia de perno necesaria añadir la cota U al espesor de la aplicación.

ø		
nom.	lbf ⁴⁾	lbf ⁴⁾
3/16" (4.8 mm)	1940	1650
1/4" (6.4 mm)	3310	3000
5/16" (8.0 mm)	5030	4900
3/8" (9.6 mm)	7210	6500

4) These figures represent minimum fastener shear and tensile strength values with the use of a full collar. When using half collars tension is reduced to approximately 45 %.

Cette valeurs représentent minimum résistances au cisaillement et à la traction avec l'usage d'une bague standard. Avec l'usage des bagues courtes la résistance à la traction se diminue à env. 45 %.

Diese Werte repräsentieren Minimum Scher- und Zugfestigkeiten der Verbindung unter Verwendung von Standard-Schließringen. Bei Verwendung von flachen Schließringen reduziert sich die Zugfestigkeit auf ca. 45 %.

I dati si riferiscono a bulloni installati con collari Standard, utilizzando collari ribassati i valori di trazione diminuiscono del 45 % circa, i valori di taglio rimangono invariati. I dati indicati in tabella sono minimi.

La figura representa los valores mínimos de resistencia a la cortadura y tracción cuando se utiliza collar estándar. Cuando se utiliza medio collar se reducen aproximadamente en un 45 %.



An Acument™ Global Technologies Company

www.avdel-global.com

© 2007 Acument Intellectual Properties, LLC

Avdelok® is a trademark of Avdel UK Limited

10.2007, page 3/3

Data shown is subject to change without prior notice as a result of continuous product development and improvement policy.
Your local Avdel representative is at your disposal should you need to confirm latest information.